

Paperchase ~ Cupid ~



Kodak/NAHEMI Commercials Competition 2016-17
National Film & Television School

Writer / Director: **Ian Robertson** - iandrob@gmail.com / 07904 432510
Production Managers: **Alexandra McArdle** - a-mcardle92@hotmail.co.uk / 07954 344191
Athena Sammy - athenasammy1@gmail.com / 07713 977062
Cinematographer: **Jon Muschamp** - jon.muschamp@gmail.com / 07525 438367

Script

Andy, thirty-something and naked except for a pair of boxers and a climbing harness, fastens a white towel over the harness in a baby's nappy configuration. He dons a pair of white angel wings.

He sellotapes paper heart cut-outs onto the heads of arrows. He throws a loaded arrow holder over his shoulder.

He ties climber's rope to a light fixture on the living-room ceiling. He feeds the rope through his harness.

He kicks away the office wheely chair, the rope takes his weight, the light fixture strains. He is suspended uncomfortably in mid-air.

After finding his balance, he takes an arrow from his holder, loads his bow and looks towards the front door. The fully-grown flying Cupid waits with eager anticipation...



The door opens, Lucy (thirty-something) enters, loaded with shopping bags. Andy jumps to life, smiles proudly and cocks his bow, exclaiming 'Happy Valentines!'

Suddenly the ceiling plaster gives way under his weight and the light fixture violently drops an inch, Andy jolts and accidentally lets go of the arrow. TWACK. Lucy looks from the arrow in her heart up to Andy. She drops her shopping bags and falls to the floor. Andy, aghast, is stranded in mid-air.

Tagline on black: *Just get a card.*

Brand on black: *Paperchase.*

We hear Andy: "Err, help?"



Tone

We've all been there. Eager to surprise someone with a whacky romantic gesture, but from my experience it always goes badly (my ex-girlfriend can verify this).

I want to set up a harmless situation that suddenly takes a surprisingly dark turn to make the fatal ending even more unexpected and funny. The spot should feel natural at the beginning and then the arrow impact should be surprising but not gory. This is slapstick, not slasher.

First, there will be intrigue: what is this strange man doing?
Then there will be gratification: ah! This man is dressing as Cupid for some kind of surprise.
Then there will be fear: hmmm, this ain't gonna go well.
And finally there will be surprise: Wow, that went worse than I expected!

Casting

Andy

25 – 35 Male

White, mixed-race or Asian

Average build, possibly slightly overweight

Ideally with comic timing

Andy is an everyman who loves pranks. He's the practical joker, the office mischief-maker, the lovable but ineffectual male. For him dressing up as Cupid on Valentines Day is yet another of his inspired japes. His heart's in the right place but his sense of humour is not.

Lucy

25 – 35 Female

White, mixed-race or Asian

Average build

Lucy is your average working professional, home from a long day at the office only to find Andy up to his old tricks again.

When will he grow out of this?



Look & Feel

Like Andy himself the look and feel of the film should be relatively ordinary perhaps with a slightly naff and out-of-touch feel. He's not a trendy or cool guy, he's a guy that misjudges situations. This can be reflected in the aesthetic of the spot.

Let's shoot it in 4:3. It's an inherently funny aspect ratio because it gives physical comedy the space to thrive and it also has a dated feel.

It's an evening surprise so the scene should have the warmth of a cosy living room at night. The key to comedy lighting is being able to see everything so let's make sure it's all visible!

I really like the lighting and framing of the above image. It's warm, natural, kinda naff and the practical lights and moonlight give the image great depth.

Production Design

The production design, costume and colour palette should also feel slightly behind-the-times. I want to avoid any elements of modernity. This is not a glossy, technologically heavy world.

I like the light fixture and the throws on the sofa in these images!



Key Props

- Angel wings
- Bow and arrow
- Love heart cut outs
- Arrow Holster
- Climbing rope
- Towel
- Light fixture
- Plaster ceiling
- Shopping bags
- Curly blonde wig



Location

We're going to shoot in the Rehearsal Stage at the NFTS because it's conveniently set up as a domestic space. Crucially it will allow us to suspend the actor safely from the scaffolding rig above the set using pulleys, climbing rope and a harness.

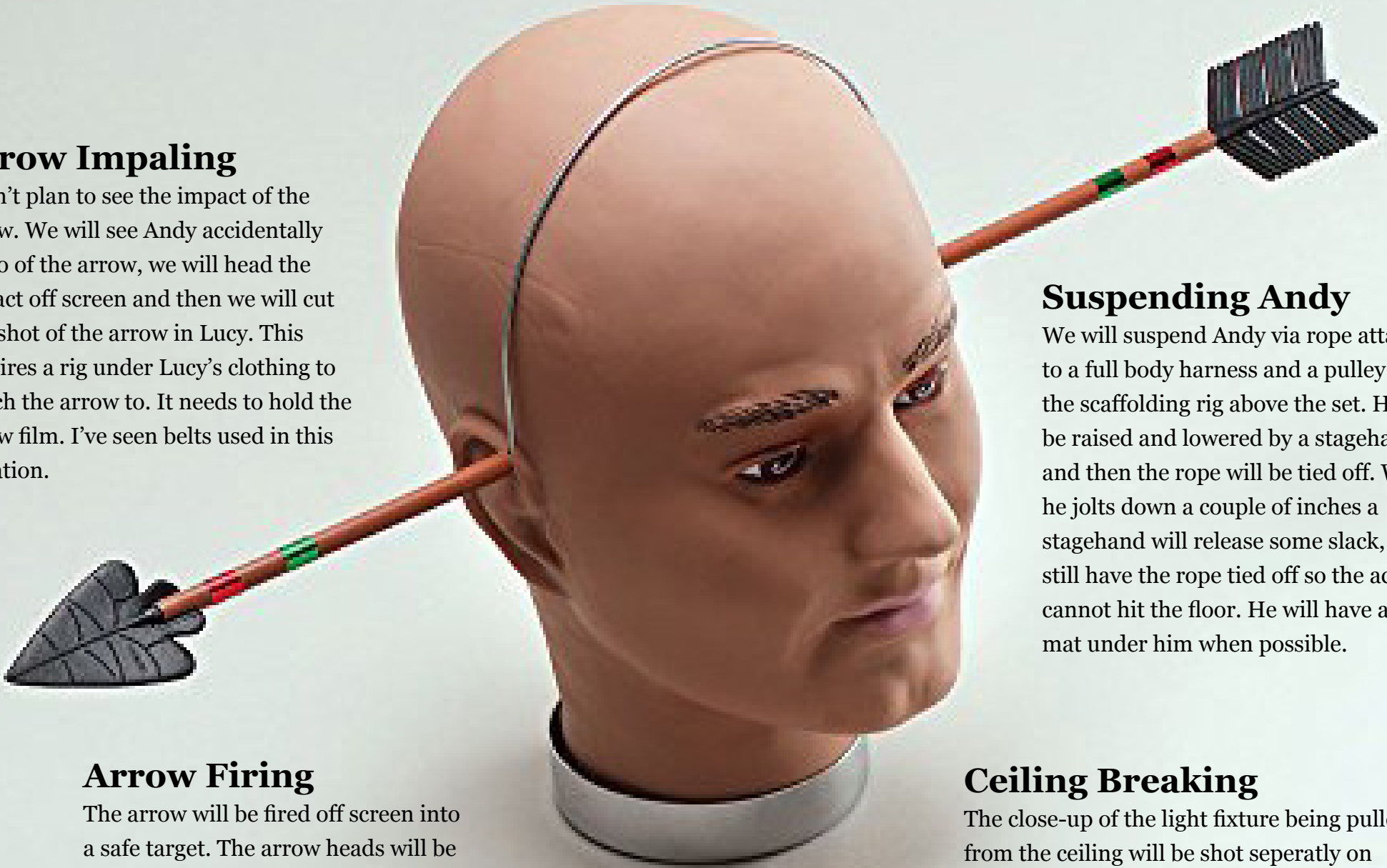
The space will be dressed with furniture from the NFTS prop store. We need to cover the floor for certain shots somehow. I'm hoping the prop store can provide us with sufficient rugs and lengths of carpet, but we will have to look into this.

Shooting at a low angle will require a section of ceiling. The school may have a triangular part of ceiling to use.

Stunts

Arrow Impaling

I don't plan to see the impact of the arrow. We will see Andy accidentally let go of the arrow, we will head the impact off screen and then we will cut to a shot of the arrow in Lucy. This requires a rig under Lucy's clothing to attach the arrow to. It needs to hold the arrow firm. I've seen belts used in this situation.



Arrow Firing

The arrow will be fired off screen into a safe target. The arrow heads will be made blunt.

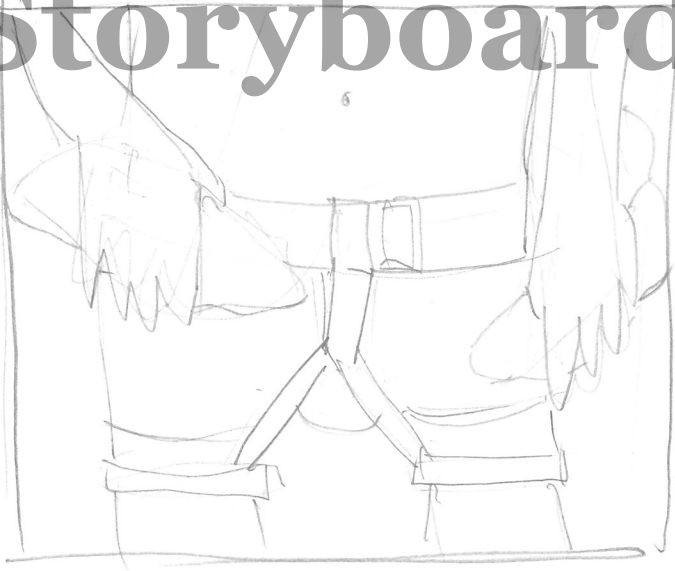
Suspending Andy

We will suspend Andy via rope attached to a full body harness and a pulley on the scaffolding rig above the set. He will be raised and lowered by a stagehand and then the rope will be tied off. When he jolts down a couple of inches a stagehand will release some slack, but still have the rope tied off so the actor cannot hit the floor. He will have a crash mat under him when possible.

Ceiling Breaking

The close-up of the light fixture being pulled from the ceiling will be shot separately on a section of plaster board built on a small scaffolding frame.

PAKE Storyboards



M - Andy fastens towel around harness.



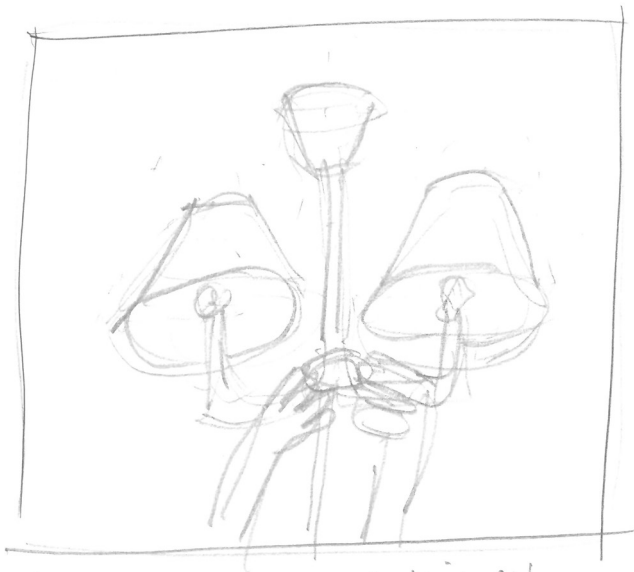
W - Andy fixes towel in nappy configuration



MCU - Andy fixes love hearts to arrow heads.




M (from behind) - Andy throws arrow holster over his shoulder.



CU - Andy fixes rope to light fixture.
Shot on separate ceiling rig




W - Andy kicks away office chair
rope takes his weight.



22-CV - Light fixture strains.
Shot on separate ceiling rig



W - Dirty POV. Andy waits for Lucy.



W - Andy waits awkwardly



W - Lucy arrives home.



W - Andy springs to life!



M - Lucy is surprised.



CU - light fixture gives way
Shot on separate ceiling rig




W - Andy drops a couple of indie




MCU - Andy releases arrow accidentally



ip? M - Lucy is struck by arrow.
looks up at Andy



M - Andy is shocked.



W - Lucy falls to the floor.
SHE ON.

Just got a card

paperdross



Thanks for reading
And happy Valentine's Day